

CROSSWAY

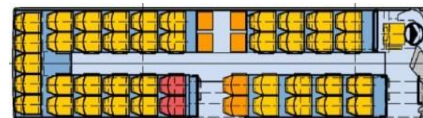
CROSSWAY POP 10.8/12/13 m – DIESEL EURO VI STEP E

IVECO
BUS
Drive the road of change

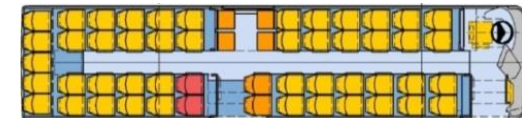


	CROSSWAY POP DIESEL EURO VI STEP E		
LENGTH	10,757 mm	12,097 mm	12,962 mm
WIDTH	2,550 mm		
HEIGHT	3,460 mm / 3,370 mm		
WHEELBASE	5,300 mm	6,200 mm	7,065 mm
FRONT / REAR OVERHANG	2,165 / 3,292 mm	2,605 / 3,292 mm	
FRONT / REAR TRACK			
INTERIOR HEIGHT (MM) (AISLE)			
FRONT / MIDDLE / REAR DOOR ACCESS HEIGHT	344 mm / 344 mm		
FRONT / MIDDLE / REAR DOOR WIDTH	800 / 1,200 mm		
TURNING RADIUS (CURB TO CURB)	7,820 mm	8,990 mm	10,120 mm
INTERNAL TURNING RADIUS			
TURNING RADIUS (WALL TO WALL)	9,250 mm	10,770 mm	11,900 mm
APPROACH / DEPARTURE ANGLES	8,3° / 8°		
MAX. TECHNICALLY PERMISSIBLE GVW CURSOR / TECTOR	19,000 kg / 18,000 kg		
MAX. WEIGHT REAR / FRONT AXLE	12,600 kg / 7,100 kg		
VOLUME OF THE LUGGAGE COMP. (M ³)	3.5	5.7	6.8
VOLUME OF THE LUGGAGE RACKS (M ³)	2.4	2.8	3
<small>* Max allowed vehicle axes load and GVW is depending on local regulation in registration country</small>			
	CURSOR 9 EURO VI	TECTOR 7 EURO VI	
POWER	265 kW (360 hp) @ 2,200 rpm	235 kW (320 hp) @ 2,500 rpm	
MAX TORQUE	1,600 Nm @ 1,200 rpm	1,100 Nm @ 1,250 – 1,600 rpm	
DISPLACEMENT	8.7 litres		6.7 litres
	6 cylinders in line, vertical rear, Common Rail		

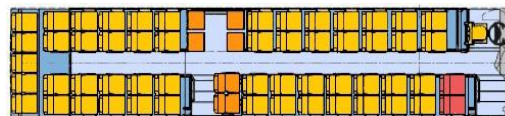
LAYOUT



Layout 10.8 m: 47 passengers seats



Layout 12 m: 55 passengers seats



Layout 13 m: 61 passengers seats
Max passengers capacity: 63 passengers seats

Nota: pictures not updated with ADAS GSR

*Seat Layout can be changed in case of request

BODY AND EXTERIOR EQUIPMENT

- Anticorrosion cathaporetic treatment of the structure and of the body, finished with a polyurethane resin final coat
- Front door and middle door 800 mm 1 leaf, external opening
- Lateral luggage compartment doors in aluminum
- Access to the front lights through opening corners
- External rearview mirrors, heated, manual control

INTERIOR EQUIPEMENT

- Self-adhesive anti-slip PVC carpet on the floor
- Lateral walls covered by laminated panels
- Roof covered by laminated panels
- Separation walls made of laminated panels
- Four buttons "STOP" request
- Passengers seats SCOLEO
- Central platform with special equipment for the disabled person

ELECTRICAL EQUIPMENT

- Two batteries 12 V – 225 AH
- Three alternators 150 A
- Electrical box with fuses in the front left compartment
- Internal and external LED lights
- Corner light (integrated in the fog light)
- Fire extinguishing system
- LED panels for the children transport
- Emergency lights on with open doors
- 24 V and 2x USB sockets on the dashboard

WINDOWS/ THERMAL COMFORT

- Tinted simple glass with 5 opening units
- Two roof hatches, manual control
- Four heaters for the passengers compartment
- Independent heater Webasto 30 kW

DRIVER'S COMPARTMENT

- Adjustable driver's seat with air suspension, headrest, 3 pts safety belt
- Lateral and front sunvisors with manual control
- On board computer with fuel consumption control
- Digital tachograph

ADAS/GSR equipment including

- Blind spot info system (optional for fareside)
- Moving off info system
- Reverse camera
- Intelligence speed assist (speed limit display)
- Driver drowsiness attention warning
- Alcohol ignition interlock device preparation

OPTIONAL

- Middle door 1,200 mm, 2 leafs external opening
- External rearview mirrors, heated, with electrical control
- Ski carrier preparation
- Towing device preparation
- Towing device

OPTIONAL

- Internal luggage racks for passengers
- Hydraulic ramp for disabled persons
- Curtains on lateral windows
- Refrigerator integrated in the dashboard

OPTIONAL

- Warning lights with open doors
- Lighting in the luggage compartment
- Reverse sensors
- 12 V socket on the dashboard

OPTIONAL

- Two roof hatches with electrical control
- Double glasses of the lateral windows, driver's window and passengers doors
- Additional driver heater
- A/C with or without heating
- Electrical defrosting of the windshield

OPTIONAL

- Driver's seat with heating system
- Driver's box with lock
- Driver's cabin completely closed
- Driver's refrigerator
- Additional driver's heater
- Driver's A/C
- Front sun visor with electrical control
- Movable cluster

OPTIONAL

- Blind spot info system (Left and Right)
- High beam assist
- Alcohol ignition interlock device

AFTERTREATMENT SYSTEM

- Hi-SCR after treatment system, main components: Diesel Oxidation Catalyst, Diesel Particulate Filter, Selective Catalytic Reduction of Nox with Ad Blue, Clean Up Catalyst.

GEARBOX

- C9: Automatic ZF Ecolife
- T7: Mechanical ZF Ecolife

REAR AXLE

- Single reduction hypoid rear axle equipped with "Quiet ride gears set" for low noise
- Standard axle ratio: (C9) 5,63/ (T7) 5,29

FRONT AXLE / STEERING

- Front axle with independent wheels suspension
- Worm-type steering with integrated power steering

SUSPENSION

- Full air suspension with self-leveling sensor
- Front: 2 combined air springs / 2 shock absorbers / 1 leveling sensor
- Rear: 4 air springs / 4 shock absorbers / 1 stabilization bar / 2 leveling sensors

COMPRESSED AIR

- Dual cylinder air compressor 630 cm³ (pressure 9.5 bar)
- Integrated air dryer: bleeding valves on the air tanks

BRAKES

- EBS/ESP
- Pneumatic service and emergency braking system with two independent air circuits
- Brake discs, front and rear, with floating calipers and ABS
- Pneumatic parking brake, operating on the rear wheels

RETARDER

- Decompression engine brake
- Electromagnetic retarder with brake pedal control and hand lever control, Hydraulic integrated retarder

FUEL TANK AND UREA TANK

- 220 litres diesel tank/350l for Crossway 10.8 m
- 80 litres AdBlue[®] tank

TYRES AND WHEELS

- 295/80 R 22.5 tyres
- Spare wheel carrier in the front overhang

OPTIONAL

- Automatic Voith Diwa NXT

OPTIONAL

- Please see with our commercial representative

OPTIONAL

- Lifting/Lowering of the vehicle's suspensions
- Reinforced shock absorbers
- Kneeling

OPTIONAL

- AEBs (C9)

OPTIONAL

- 310 litres diesel tank, 310+120 litres tank

OPTIONAL

- With spare wheel