

CROSSWAY

CROSSWAY – 10.8/12/13 m LOW ENTRY CITY – DIESEL EURO VI STEP E

IVECO
BUS
Drive the road of change



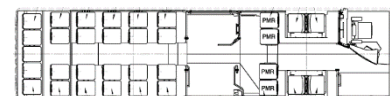
CROSSWAY LE CITY DIESEL EURO VI STEP E MH

LENGTH	10,845 mm	12,050 mm	12,965 mm
WIDTH	2,550 mm		
HEIGHT	3,210 / 3,140 mm		
WHEELBASE	4,825 mm	6,030 mm	6,945 mm
FRONT / REAR OVERHANG	2,725 / 3,295 mm		
FRONT / REAR TRACK			
INTERIOR HEIGHT (MM) (AISLE)	320 / 330 mm		
FRONT / MIDDLE / REAR DOOR ACCESS HEIGHT	1,200 mm		
TURNING RADIUS (CURB TO CURB)	7,300 mm	8,870 mm	10,070 mm
INTERNAL TURNING RADIUS			
TURNING RADIUS (WALL TO WALL)	9,140 mm	10,720 mm	11,930 mm
APPROACH / DEPARTURE ANGLES	7° / 7°		
MAX. TECHNICALLY PERMISSIBLE GVW *	19,000 kg / 18,000 kg		
MAX. TECHNICALLY PERMISSIBLE AXLE LOADS*	FRONT / REAR AXLE	12,500 kg / 7,200 kg	

* Max allowed vehicle axles load and GVW is depending on local regulation in registration country

	CURSOR 9 NP	MH SYSTEM
POWER @ 2500 RPM	265 kW (360 hp) @ 2,200 rpm	25kW continuous / 35kW peak
MAX TORQUE	1,600 Nm @ 1,200 rpm	300Nm
DISPLACEMENT	8.7 litres	6,7 litres
	6 cylinders in line, vertical rear, Common Rail	

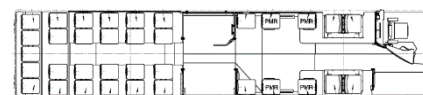
LAYOUT



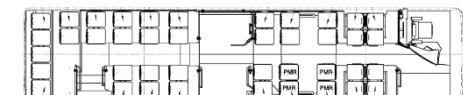
33 seats + 1 UFR



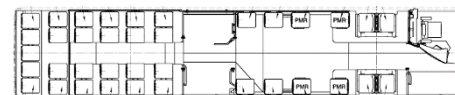
30 seats + 1 UFR



35 seats + 1 UFR



41 seats + 1 UFR



37 seats + 1 UFR



37 seats + 1 UFR

*Seat Layout can be changed in case of request

CROSSWAY

CROSSWAY – 10.8/12/13 m LOW ENTRY CITY – DIESEL EURO VI STEP E

IVECO
BUS
Drive the road of change

BODY AND EXTERIOR EQUIPMENT

- Anticorrosion cathaphoretic treatment of the structure and of the body, finished with a polyurethane resin final coat
- Front door 1,200 mm 2 leaves, middle door 1,200 mm 2 leaves, external opening
- Access to the front lights by opening corners

INTERIOR EQUIPEMENT

- Self-adhesive anti-slip PVC carpet on the floor
- Lateral walls covered by laminated panels
- Roof covered by laminated panels
- Separation walls made of laminated panels
- Central platform in front of the middle door
- Cantilever seats
- Manual ramp for disabled persons

ELECTRICAL EQUIPMENT

- Two batteries 12 V – 225 AH
- Three alternators 150 A
- Electrical box with fuses in the front left compartment
- Internal and external LED lights
- Corner light (integrated in the fog light)
- Fire extinguishing system
- 24 V and 2x USB sockets on the dashboard

WINDOWS/ THERMAL COMFORT

- Tinted simple glass with 5 opening units (4 units for 10.8 m)
- Two roof hatches, manual control
- Four heaters for the passengers compartment

DRIVER'S COMPARTMENT

- Adjustable driver's seat with air suspension, headrest, 3 pts safety belt
- Lateral and front sun visors with manual control
- Driver's cabin with door
- On board computer with fuel consumption control
- Digital tachograph

ADAS/GSR equipment including

- Blind spot info system (optional for fareside)
- Moving off info system
- Reverse camera
- Intelligence speed assist (speed limit display)
- Driver drowsiness attention warning
- Alcohol ignition interlock device preparation

OPTIONAL

- Front door 1,200 mm, 2 leaves, int. opening.
- Middle door 1,200 mm, 2 leaves int. opening
- Third door 800 mm
- External rearview mirrors, heated, with electrical control
- Ski carrier preparation
- Towing device preparation
- Towing device

OPTIONAL

- Electrical ramp for disabled persons

OPTIONAL

- Warning lights with open doors
- Reverse sensors
- 12 V socket on the dashboard

OPTIONAL

- Two roof hatches with electrical control
- Double glasses of the lateral windows, driver's window and passengers doors
- A/C with or without heating
- Electrical defrosting of the front steps
- Electrical defrosting of the windshield

OPTIONAL

- Driver's seat with heating system
- Driver's box with lock
- Driver's cabin completely closed
- Driver's refrigerator
- Additional driver's heater
- Driver's A/C
- Front sun visor with electrical control
- Movable cluster

OPTIONAL

- Blind spot info system (Left and Right)
- High beam assist
- Alcohol ignition interlock device

AFTERTREATMENT SYSTEM EVI

- HI-SCR after treatment system, main components: Diesel Oxydation Catalyst, Diesel Particulate Filter, Selective Catalytic Reduction of Nox with AdBlue®, Clean Up Catalyst

GEARBOX

- Automatic ZF Ecolife

REAR AXLE

- Single reduction hypoid rear axle equipped with "Quiet ride gears set" for low noise
- Standard axle ratio: 5.63 (Cursor 9) / 5.29 (Tector 7)

FRONT AXLE / STEERING

- Front axle with independent wheels suspension
- Worm-type steering with integrated power steering

SUSPENSION

- Full air suspension with self-leveling sensor and kneeling
- Front: 2 combined air springs/2 shock absorbers/1 leveling sensor
- Rear: 4 air springs/4 shock absorbers /1 stabilization bar/2 leveling sensors

COMPRESSED AIR

- Dual cylinder air compressor 630 cm³ (pressure 9.5 bar)
- Integrated air dryer: bleeding valves on the air tanks

BRAKES

- EBS
- Pneumatic service and emergency braking system with two independent air circuits
- Brake discs, front and rear, with floating calipers and ABS
- Pneumatic parking brake, operating on the rear wheels

RETARDER

- Decompression engine brake
- Electromagnetic retarder with brake pedal control and hand lever control, Hydraulic integrated retarder

FUEL TANK AND UREA TANK

- 200 litres diesel tank
- 80 litres AdBlue® tank

TYRES AND WHEELS

- 275/70 R 22.5 tyres
- Spare wheel carrier in the front overhang

OPTIONAL

- Automatic Voith Diwa NXT

OPTIONAL

- Please see with our commercial representative

OPTIONAL

- Lifting/Lowering of the vehicle's suspensions
- Reinforced shock absorbers
- Kneeling

OPTIONAL

- ESP

OPTIONAL

- 320 litres diesel tank
- AdBlue® Tank:50 litres (3 doors version only)

OPTIONAL

- With spare wheel